

American Dream™
1.25 GPM Showerhead

Saves up to 12% on water and energy.
(or about 7,200 gallons per year)

This showerhead's reduced flow rate saves tons of water in the shower (showers account for 30% of total water consumption)



Installation:

1. Unscrew your old shower head.
2. Screw in your new Micro Flow showerhead.

American Dream™
1.5 GPM Aerator

Saves 30% more water and energy than a standard 2.2 GPM Aerator.
(or about 7,665 Gallons per Year)

The reduced flow rate makes this a real energy and water saver that no food service facility should be without.



Installation:

1. Unscrew your old shower head.
2. Screw in your new Micro Flow Aerator.

American Dream™
Toilet Tank Displacer

Saves up to 40% more water per flush.
(or about 100 gallons per month)



If you have a conventional toilet, you are probably using more water than you need to clear to the bowl. Until you install a low flush toilet, this displacement bag will reduce the amount of water in your existing tank by about 0.8 gallons per flush


Installation:

1. Fill the displacement bag with water.
2. Close the valve to prevent eventual evaporation.
3. Hang the bag inside the tank of the toilet with the bag's hook.

~~\$145⁰⁰~~ **\$99⁹⁹**

Follow these simple instructions to install your energy saving starter package and save up to \$100 within the first year !

Energy efficient products don't cost you money, they MAKE you money!



Want to learn other ways you can save energy and money?
..Visit:

Drop Your Energy Bill .com

American Dream™
Water Heater Blanket

Saves up to 20% on water heating.
(or up to \$4 per month)

Reflects heat back into the water heater. This greatly reduces heat loss.



Installation:

1. Turn off water heater.
2. Measure water heater height.
3. Cut water heater blanket if necessary. (It is important that the blanket does not extend past the top of the heater.)
4. Wrap the blanket around the water heater temporarily taping it in place.
5. Use a marker and mark the areas where the controls are so that they can be cut out at least 1 inch wider than the valve and burner area (for gas water heaters).
6. Cut out the marked areas. Tape the blanket back around the water heater.
7. Don't forget to turn the water heater back on..!

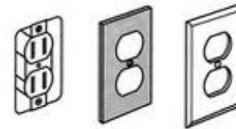
American Dream™
Outlet Draft Stopper

Saves up to 20% on your Heating/Cooling bill.
(or about \$10 per month)

Eliminates drafts around outlet plates. Thus reducing the work load of your heating/cooling system.



Installation:



1. Punch out centers of energy seal.
2. Remove wall plate and position draft sealer directly behind cover plate - smooth side against plate.
3. Trim with scissors if necessary to fit.
4. Use the same method for wall switch plates

Caution:

To prevent the possibility of electrical shock, keep your hands and you rchildren away from exposed outlets. Better still, turn off the power to the circuit before taking off the plate.

American Dream™
Furnace Filter Whistle


Increases heating/cooling efficiency up to 10%.
(or about \$17 per month)



If your air conditioner is running less than its optimum efficiency, you are just giving money away. This device will warn you if your air conditioner is running any less than its optimum efficiency. Meaning it's now time to change the filter..

Installation:

1. Line up the two pieces of the Air Filter Whistle on the front and back of the filter.



2. Push through the filter until you hear the two pieces of the Air Filter Whistle click into place.
3. Install your air filter as usual.
4. When you hear a whistle your filter is dirty and needs changing.